

# Clusters & Important Value Chains with Singapore

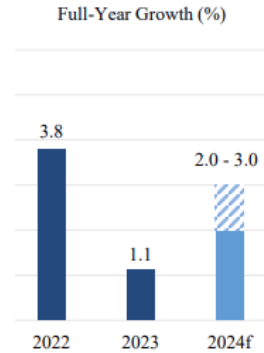
**Dr. Jan-Philipp Kramer**

Team Leader 'Data & Policy', Prognos/ECCP

# Economic profile of Singapore

## General economic development:

- Economy rebounds in 2024: 2-3% GDP growth projected
- Low unemployment: 2.9% (2023)
- High GDP per capita: 2<sup>nd</sup>
- High economic complexity: 5<sup>th</sup>
- #1 in AI readiness in Asia-Pacific



Source: MTI Growth Forecast

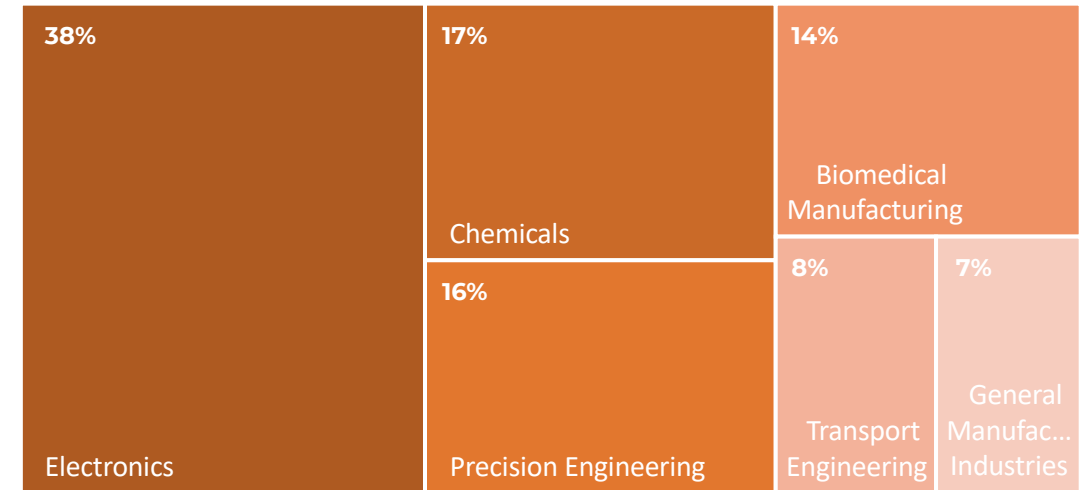
## Sectoral composition:

- Services (72,7% of nominal VA)
- Manufacturing (18.6%)
- Construction (3.5%)
- Agriculture (0.0%)

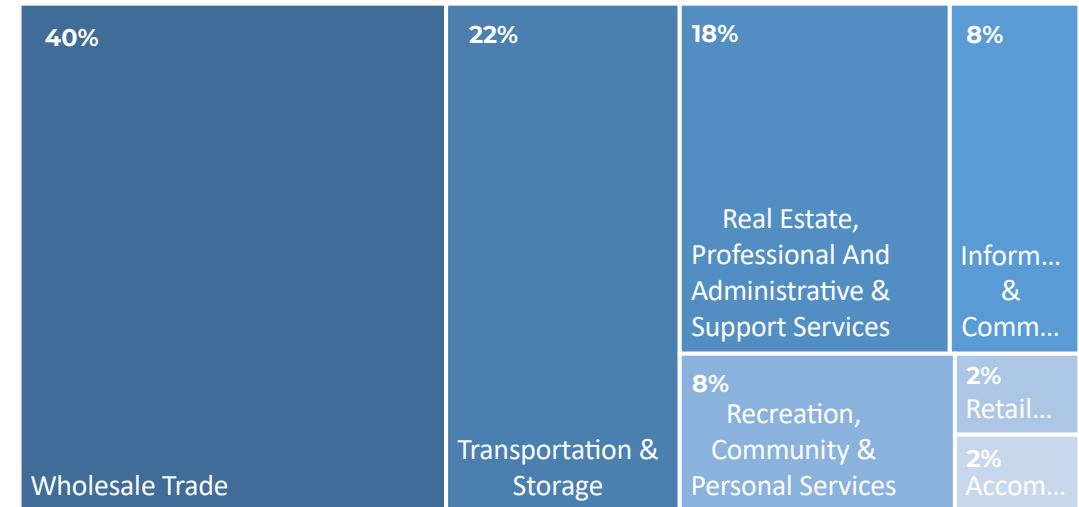
## Regional importance:

- Regional commercial & financial hub
- Vantage point for trade & investment in ASEAN region

## Manufacturing by industry cluster, VA, 2023



## Services by industry group, VA, 2022

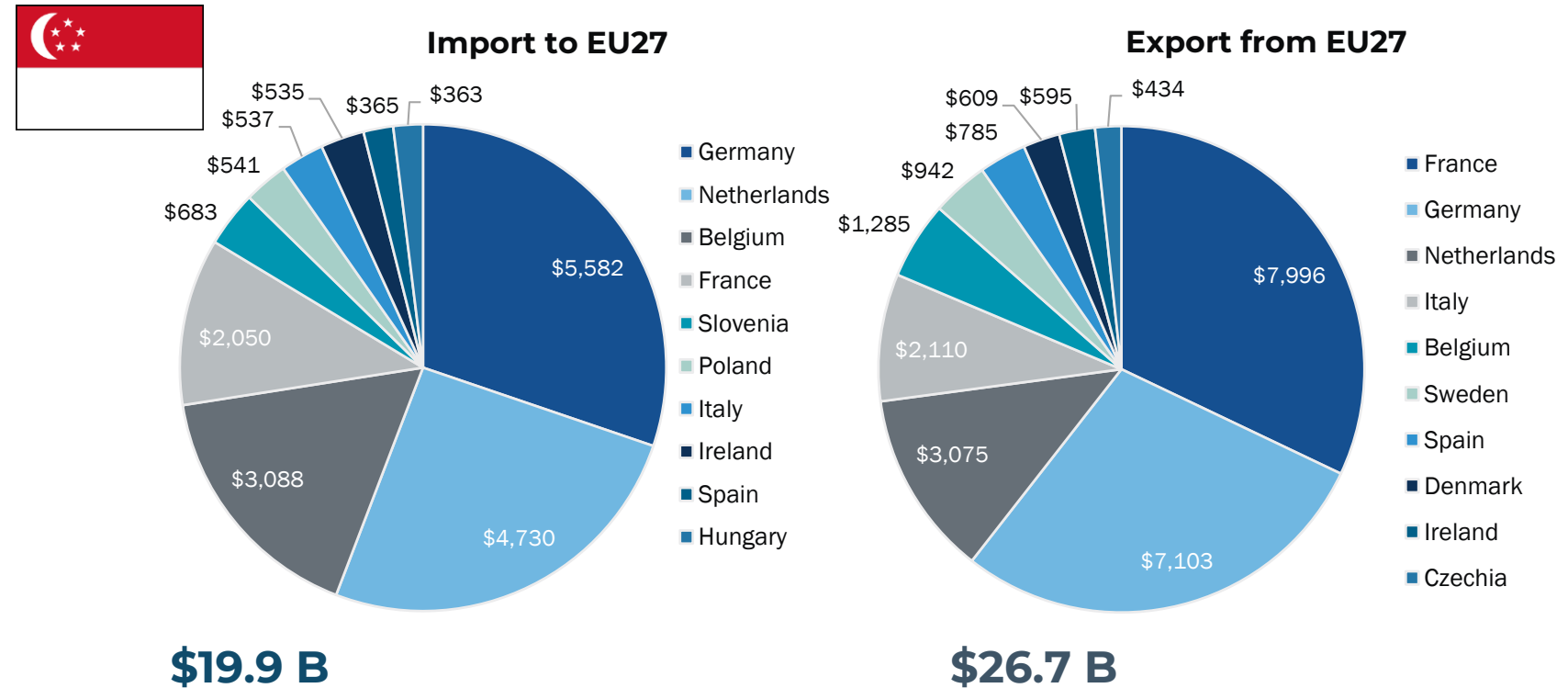


Source: Own calculation based on Statistics Singapore data. Note: percentages show the respective annual industry VA by total manufacturing/services VA

# EU Trade with Singapore: Prospects for EU27 Linkages

- Singapore as EU's 11<sup>th</sup> largest trading partner
- 5<sup>th</sup> largest trading partner for trade in services
- Digital Trade Agreement concluded in July 2024
- DE, NL, BE & FR as stand-out partners

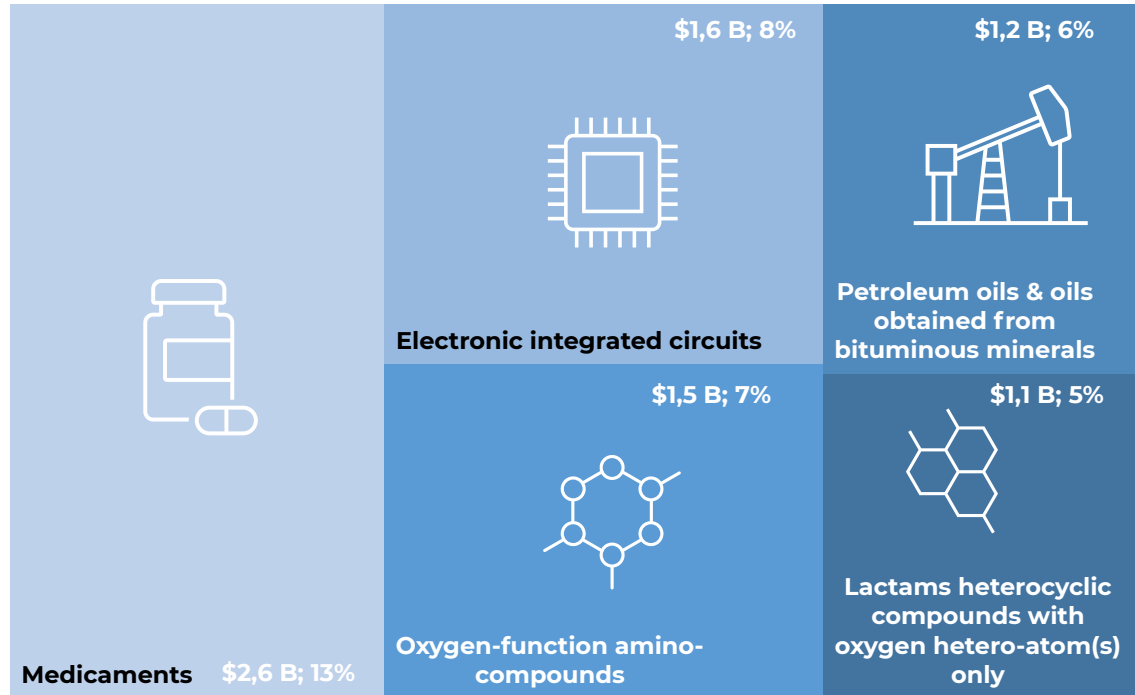
**Top 10 most important EU-trading partners for Singapore, by imports to the EU27 and exports to Singapore (in USD)**




Source: ECCP (2022), own calculation based on UN Comtrade Database

# Overview of the top 5 traded commodities: Imports and Exports from the EU to Singapore

## Imports from Singapore to EU27



## Exports from EU27 to Singapore



Source: ECCP (2022), own calculation based on UN Comtrade Database. Note: percentages show the respective trade values by total imports/exports

# Selected Cluster & Industry Programmes in Singapore

## Research, Innovation and Enterprises 2025 Plan (RIE2025):

- Coordinated along four strategic domains:
  1. Manufacturing, Trade and Connectivity **(MTC)**
  2. Human Health and Potential **(HHP)**
  3. Urban Solutions and Sustainability **(USS)**
  4. Smart Nation and Digital Economy **(SNDE)**

## Singapore Green Plan 2030:

- Ambition: Reimagining green manufacturing and sustainable supply chains
- Key pillars:
  - Green Financing
  - Food Resilience
  - Use of electric Vehicles

## Research, Innovation and Enterprise 2025 Plan



Source: <https://www.nrf.gov.sg/rie-ecosystem/rie2025handbook/>



# Final Remarks

## Economic profile of Singapore

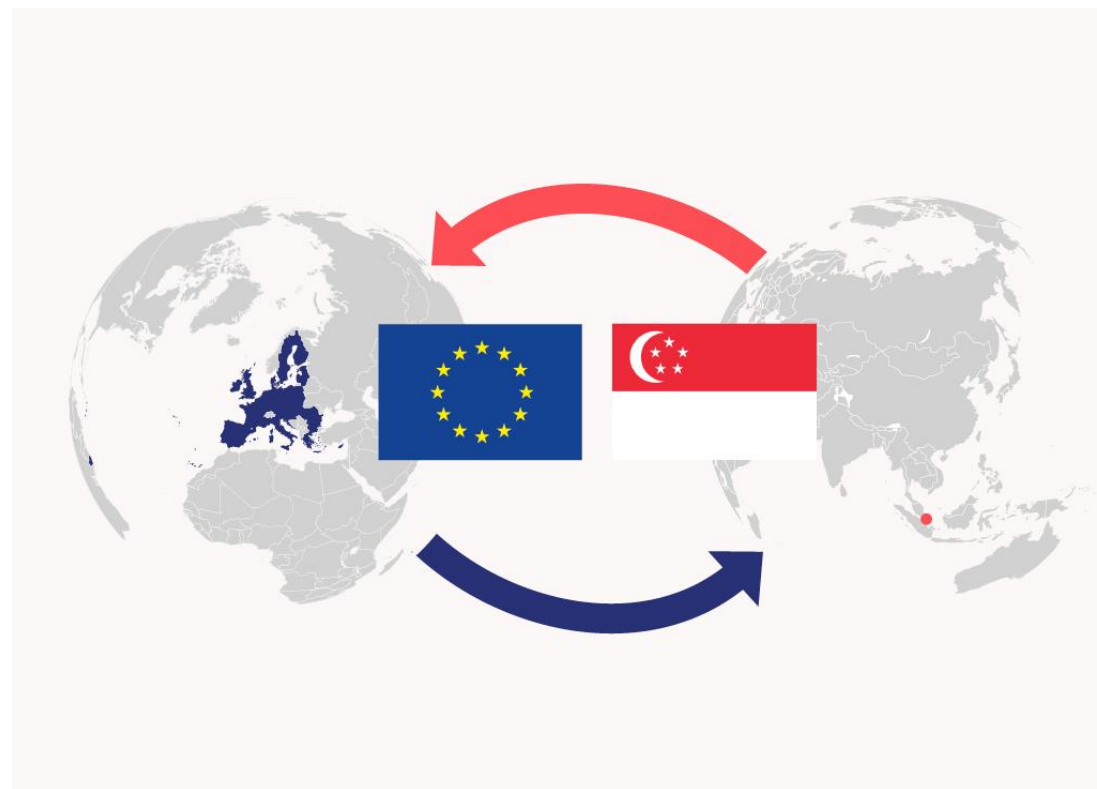
- Highly diversified economy: trade business services, transportation communications & financial services
- Service-dominated industry

## Trade patterns with the EU: Prospects for EU27 Linkages

- 11<sup>th</sup> largest trading partner of the EU in 2022 (facilitated through EUSFTA) with total trade in goods & services of EUR 130 bn
- Diverse exports & imports (manufacturing, machinery, chemicals, etc.)
- New Digital Trade Agreement to further boost trade in services (EUR 77.6 bn traded services in 2022)

## Singapore Cluster & Industry Programmes

- Attraction of both foreign & domestic actors
- Prospect for intensifying EU-Singapore relations



Source: <https://www.consilium.europa.eu/en/press/press-releases/2019/11/08/final-green-light-to-the-eu-singapore-free-trade-agreement/>

# Make sure to check out the Input Paper!



THANK YOU