

Cluster policy landscapes and collaboration opportunities in the European Union and Canada

Dr. Jan-Philipp Kramer

Team Leader 'Data & Policy', Prognos/ECCCP

Economic profile of Canada

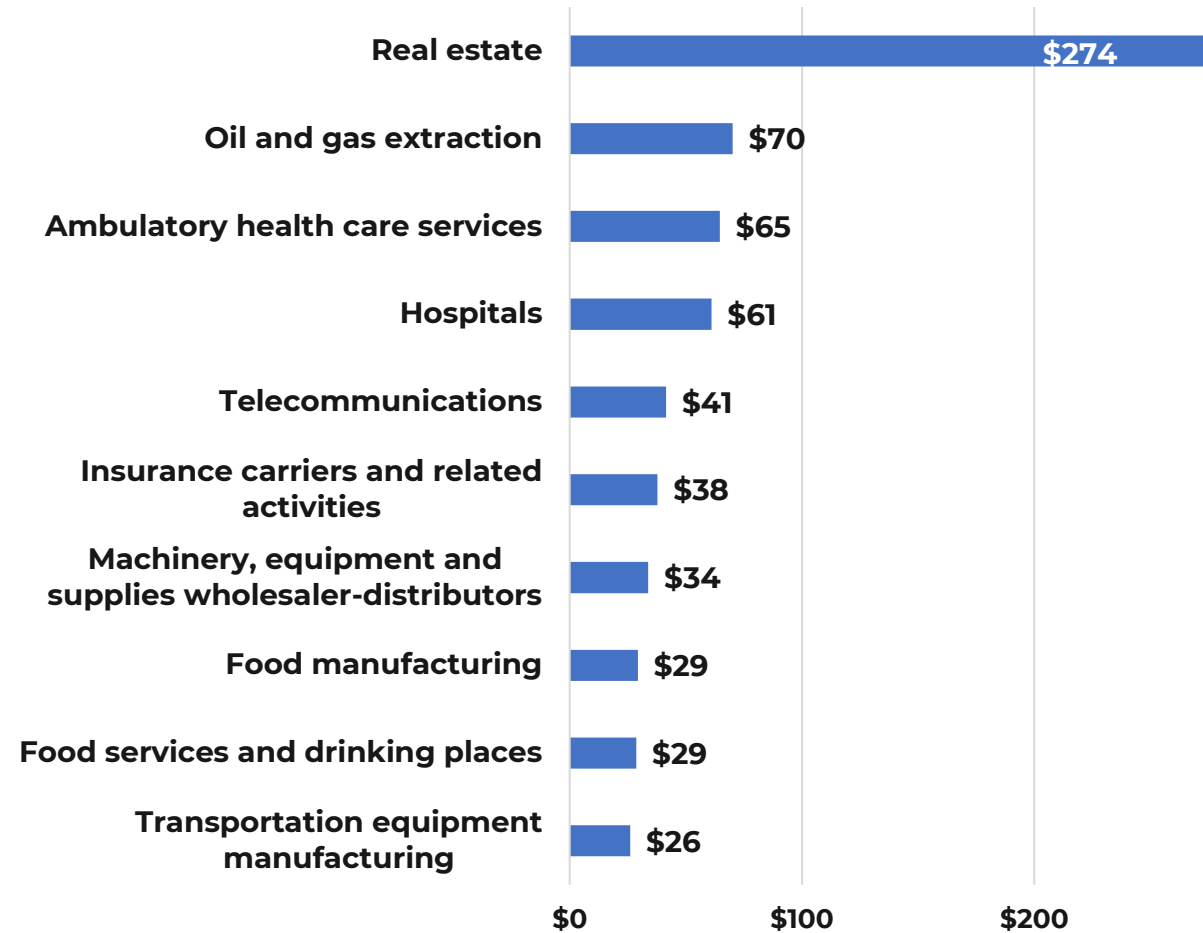
General characteristics of the economy:

- As of 2022, Canada's GDP amounted to EUR 2.1 trillion
- 9th largest economy in the world

Predominant sectors:

- Dominant service sector
- Manufacturing as well as Mining quarrying & oil and gas extraction, represent relevant shares of the Canadian economy
- High importance of raw materials, such as crude oil, for the Canadian economy

Top 10 sectors by GDP in billion CAD*



Source: ECCP (2024), own elaboration based on Statistics Canada, Gross domestic product (GDP) at constant prices (base year 2017). *excluding Public administration

Value chain analysis: 6 industrial ecosystems with most promising potential for further cooperation

Aerospace & Defence



- Aeroplanes among the most important imported commodities from Canada
- Many different “Defence”-related initiatives due to the Russian war against Ukraine

Agri-Food



- Food & live animals and beverages & tobacco accounted for a trading volume of around EUR 6.2 bn

Digital



- ICT services among the most relevant traded services
- Strong increases in traded services since the implementation of CETA in 2017

Renewable Energy



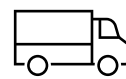
- Agreements on increasing trade in the areas of renewable energy, especially clean hydrogen

Health








- Medicaments, hormones, antisera/vaccines among the most traded commodities
- Currently ~EUR 3.8 bn worth of EU exports to Canada

Mobility-Transport-Automotive



- Machinery & transport equipment as the most important traded goods
- Motor vehicles for transport of people accounted for EUR 2.9 bn of EU exports to Canada

Canada's Global Innovation Clusters programme

|  DIGITAL SUPERCLUSTER |  SCALE AI |  CANADA'S OCEAN SUPERCLUSTER |  Protein Industries Canada |  NGen Next Generation Manufacturing Canada |
|--|--|---|---|--|
| Digital Supercluster | Scale AI | Canada's Ocean Supercluster | Protein Industries Canada | Next Generation Manufacturing |
| Digital technologies | Artificial intelligence | Ocean-based industries | Plant-based protein alternatives | Advanced manufacturing |
| \$125 million (GIC) \$173 million (ISI) \$298 million (total) | \$125 million (GIC) \$230 million (ISI) \$355 million (total) | \$125 million (GIC) \$153 million (ISI) \$278 million (total) | \$150 million (GIC) \$173 million (ISI) \$323 million (total) | \$177 million (GIC) \$250 million (ISI) \$427 million (total) |
| Virtual, mixed, and augmented reality; data collection & analytics; quantum computing | AI & supply chain technology | Digital sensors & monitoring, autonomous marine vehicles, energy generation, marine biotech & engineering | Agri-food enabling technologies, incl. genomics, processing, and IT | IoT, machine learning, cybersecurity, additive manufacturing |
| Regional headquarters: British Columbia | Regional headquarters: Quebec | Regional headquarters: Atlantic Canada | Regional headquarters: Prairie provinces | Regional headquarters: Ontario |

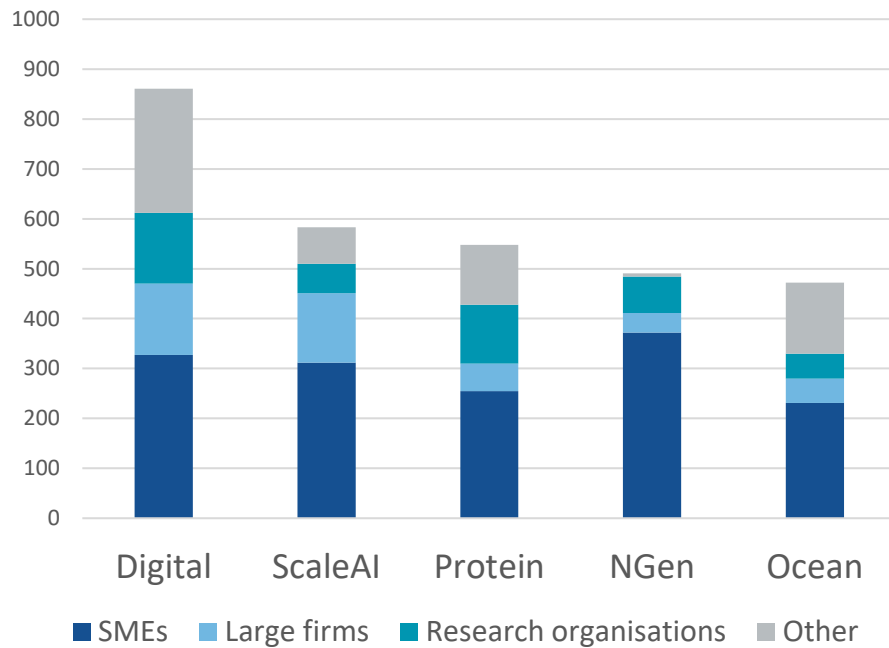
Source: Own elaboration based on ISED and Invest Canada data, as of 31.03.2023. Budget numbers are shown in Canadian dollars (\$).

Canadian partnerships. Worldwide impacts.

- Est. 2017, recapitalised 2022
- **Goal:** Attract innovation activity, investment and talent
- **Five large clusters** with massive funding
- Clusters operate **cascade funding** with...
 - ... a focus on **project consortia** and generating **private co-investment**...
 - ... in **techno-industrial focus areas** where Canada is **internationally competitive**

The Canadian cluster landscape

Organisation types of partners



1500
SMEs

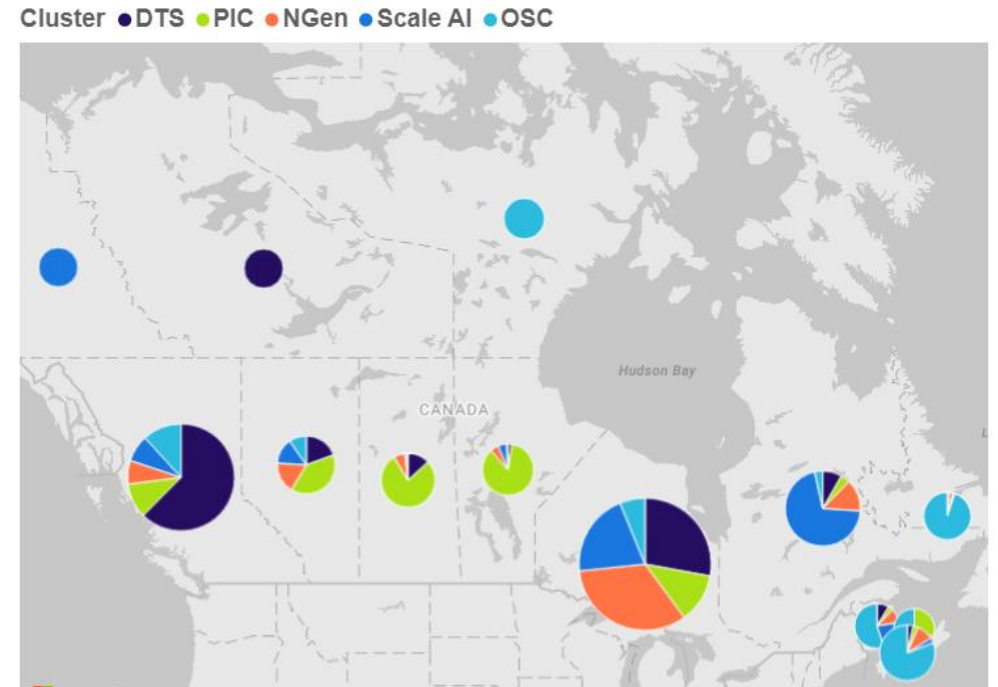
425
Large firms

440
Research organisations

590
Other partners

Source: Own elaboration based on ISED data, as of 30.06.2024.

Regional distribution of cluster partnerships



Source: ISED, as of 30.06.2024.

Note: Figures show GIC clusters. More clusters of different scale and sectors exist at the provincial level (e.g., within Quebec's Zones d'Innovation programme).

EU-Canadian cluster collaboration



Administrative Agreement on Cluster Collaboration

- **Signed 2019** between Canada and the EU
- **Goal:** promoting collaboration & exchange between cluster representatives, cluster members, and policy-makers



International cooperation with Global Innovation Clusters

International firms without a presence in Canada usually **can participate** in GIC-funded project consortia but **cannot receive funding** themselves for their own activities.



Canada joins Horizon Europe

Pillar II: Funding collaborative research projects on global challenges

- Overall **budget:** €52.4 billion
- Already **155 projects** with Canadian participation

Final Remarks

Economic profiles of the EU & Canada and key value chains

- Canada provides a highly diversified economy with constant economic growth & is a key trading partner for the EU
- Key value chains in EU-Canadian trade are linked to the Aerospace & Defence, Agri-food, Digital, Health, Mobility-Transport-Automotive, and Renewable Energy ecosystem.

Canada's GIC programme and cluster landscape

- Cluster programme on a national scale with global outlook
- Designed to foster industry-led public-private co-investment
- GIC clusters operate country-wide with distinct regional focus

EU-Canada cluster collaboration

- Increasing support for cluster collaboration between EU and Canada since 2019
- New support for research cooperation through Horizon Europe

Make sure to check out the Input Paper!



THANK YOU